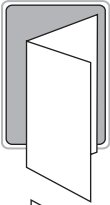




FOLDING

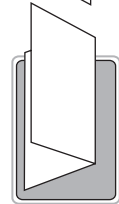
There are a number of folding options available for the finishing of your printed material.

The folding references below are based on terminology used in-house at Printlink, these terms can differ between various print suppliers so it's always worth checking that your idea of what the finished product should be matches theirs.



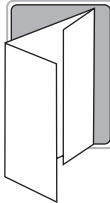
4 Page Fold

One parallel fold.



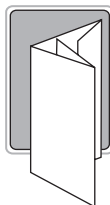
French Fold

A sheet of paper with four pages, printed on one side only, then folded with one right angle fold in half, the open end is then bound in. The inside pages are generally blank.



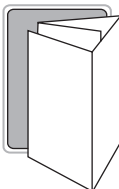
Gate Fold

The two outside edges of a sheet are folded parallel to meet in the centre of the page.



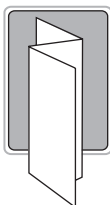
Double Gate Fold

The two outside edges of a sheet are folded parallel to meet in the centre of the page, the front fold section is then folded over the back fold section.



Roll Fold

A parallel fold with each panel rolling consecutively over the next panel.



Concertina Fold

Term used for two or more parallel paper folds which open in concertina fashion.